



DERMIDA

NEEDLINGPEN

HANLING



/ **TABLE OF CONTENTS.**

1. **Introduction and general safety instructions.**
2. **Device Information.**
3. **Application:** [MatriXneedling®] System treatment.
 - 3.1 **Needle head and speed levels.**
 - 3.2 **Fields of application.**
 - 3.3 **Product selection** facial treatment.
 - 3.4 **Product selection** body treatment.
 - 3.5 **Product selection** Special application areas.
 - 3.6 **Instructions:** step by step.
4. **Trainings and Concept Store.**



/ **DEAR CUSTOMER,**

Thank you for purchasing an original DERMIDA® Microneedling System and for the trust you have placed in us. Based on the number of units sold each year, you have placed your trust in the best-selling brand of microneedling products in Germany, Austria and Switzerland. The automatic microneedling system (also called needling pen or dermapen) you have purchased is part of our systemic microneedling therapy for the treatment of specific problem areas. We call this holistic concept [MatriXneedling®].

1 . Instructions and general safety instructions

Information about this application guide.

Read this guide carefully and completely. It covers the microneedling treatment with the DERMIDA® needling pens and the original accessories. It contains all essential information on how to use the devices safely, which products can be integrated into the treatment and which safety instructions must be followed urgently. For correct start-up, charging of the batteries or the warranty conditions, the technical operating instructions supplied are decisive.

The device

The X-tra CONTROL and the SMART CONTROL are fully automatic micro needling systems that can be used in cordless operation as well as in mains operation. Battery operation does not result in any loss of performance. With different needle attachments and the adjustable needle length, different body zones can be treated and different applications can be carried out. Both devices are suitable for aesthetic microneedling as well as for BB Glow treatment (semi-permanent make-up).

Accessories

Use only the original accessories from DERMIDA®. The correct treatment procedure and its application is guaranteed only when using original accessories.

Note that the needle heads of the various systems are not interchangeable. Incorrect needle heads can damage the unit and pose a risk to the patient.

General safety instructions

The suggested multi-stage system treatment is a recommendation that we have created based on our many years of experience. You can, of course, omit suggested products or add others. Microneedling treatment should not be performed on active infections such as acne, herpes, wounds, rashes or eczema. In addition, it should not be used in cases of poor wound healing, skin diseases, scar keloids, nerve damage on the skin area, in blood clotting disorders or on warts. Do not use when taking blood thinning medications. Use during pregnancy is not recommended. For reasons of hygiene, the device may only be used by one and the same person. The use of the Needlinpen and these instructions is always at your own risk. In case of questions or uncertainties, please contact your family doctor or a dermatologist. If the person responsible for the treatment has the slightest doubt that the safety of the treated patient is not guaranteed, e.g. due to illness or secondary conditions, the treatment must be interrupted or suspended immediately.

Product specifications

Handle the device with care and perform the treatment only if you are confident to do so. Do not supply the device with 220 V alternating current, as this can lead to fires or malfunctions. Children must be supervised and must not play with microneedling devices.

Avoid sources of interference by not using mobile devices in the vicinity of the device.

Protection from liquids

It is essential to ensure that no liquids (water, serum, disinfectants, etc.) penetrate the handpiece or the power supply unit. To ensure this, the needling pen must never be held with the needle head pointing upwards during a treatment. If liquid flows into the engine compartment, this will cause irreparable damage (liquid backflow). This leads to the loss of the legal warranty and the warranty service due to improper operation.

Send the device to DERMIDA® or an authorized specialist dealer in the event of damage, malfunctions or for inspection. This applies if it is damaged, if it does not function normally or if liquid has entered the needling pen or the handpiece. For this purpose, contact info@dermida.de.

Service

We recommend that you send the needling pen to us for inspection at regular intervals of 24 months. Here, the device is electro-technically measured, equipped with new needles and preventively checked for damage. An inspection with free return shipment costs 49 €. Please also contact info@dermida.de for this.

Child safety lock

The device is equipped with several safety functions to prevent unintentional operation by children or other unauthorized third parties.

To turn the device on and off, the power button must be held down for at least 3 seconds. By pressing this button repeatedly, you increase the speed levels of the device in operation.

Cleaning the device

Only clean the needling pen with a soft cloth soaked in a cleaning/disinfectant solution. If cleaning agent or disinfectant gets into the handpiece, the control unit or the power supply, a short circuit may occur. In addition, electrical and mechanical components may corrode as a result. Never immerse the handpiece or the power supply unit in cleaning agents or disinfectants.

Never clean the handpiece or power supply unit in an autoclave or ultrasonic bath. When selecting cleaning agents and disinfectants, take material compatibility into account.

2 . Device information



No. DA141707

NEEDLE HEAD

Made of surgical stainless steel, available in a large number of variants, interchangeable.

BAYONET LOCK

Secure connection by plugging in and turning in opposite directions.

ADJUSTMENT CONTROLLER

Stepless adjustment of needle length with rotary control from 0.2 mm to 2.5 mm.

CASE

Made of robust Argal Aluminum, smudge-resistant, ergonomic and particularly scratch-resistant.

BATTERY & ENGINE

High-performance lithium-ion battery with 5V motor power. Up to 18,000 strokes per minute.

LED DISPLAY

Digital display of the speed level used.

ON/OFF-BUTTON & SPEEDLEVEL CONTROL.

Press and hold the on/off button of the device for at least 3 seconds. Repeated short presses change the speed level.



No. DA141703

3. ANDMENT: [MATRIXNEEDLING®] SYSTEM TREATMENT.

THE SYSTEMIC TREATMENT FROM PROBLEM ZONES.

In order to perform the microneedling treatment systematically, you need a basic set with needling pen and disinfectant, as well as a care set with specific products for your problem area.

THE BASIS - SET.

The DERMIDA® Needlingpen Treatment Complete Set includes the Needlingpen X-tra CONTROL, five additional 12-piece replacement needle heads, and the appropriate skin and instrument disinfectant for a sterile treatment environment.



THE CARE - SET

With the appropriate care sets, you can tailor the treatment step by step to your skin problem. Cleanser, peeling, sterile serum and the optimal aftercare.



SERUM

In general, you have two options for combining the microneedling application with a substance therapy (serum). Either you apply a sterile serum directly with the needling pen or you use an after-care serum after the treatment. We recommend using a sterile ampoule of active ingredients due to its pharmaceutical purity and higher effectiveness. We offer a unique variety with 13 sterile meso serums, with which you can treat specific aesthetic blemishes. For intensive hydration, an initial treatment with the Hyaluron Booster is often recommended. The active ingredient composition varies greatly in each field of application.



NEEDLING

We are the pioneer in microneedling and collagen induction therapy in Germany. When needling with an electric needling pen, a needle head is moved up and down, resulting in up to 15,000 strokes per minute with powerful devices. During these up and down movements, the needling pen is moved over the skin, leaving small vertical puncture channels in the skin surface, the so-called perforation. This process triggers a series of biological processes, that help the skin to "repair" and renew itself. A large number of skin problems can be treated effectively in this way. Aim for 200 to 250 punctures per cm² for optimal results.



HYDRATION

Our unique Hydration Masks are available for both face and body treatments. They ensure intensive hydration of the skin, support the skin's regeneration process and stimulate the body's own elastin and collagen production. Redness, irritation, microtears and feelings of dryness are immediately reduced. This power mask guarantees that you no longer need a serum after the treatment.

Active ingredients: Matrixyl®, Niacinamide, Hyaluronic Acid, Gatuline Expression AF, iActive-Complex, ProdeW 500, Prickly Pear Water



REPAIR

Fast first aid is needed after treatment. Our Post Treatment Repair Balm delivers just that. The cream strengthens the weakened skin barrier and restores the skin's balance. It also regulates the pH value of the skin. Intensively nourishing, repairing and restoring. For better use, the cream is hygienically packed in individual sachets.

Active ingredients: Bifida Ferment Lysate, Allantoin, Urea, Hyaluron

8 STEPS FOR A PERFECT RESULT:



CLEANSING

Before microneedling, the skin must be thoroughly, yet very gently, freed from dead skin flakes, sebum, make-up and skin impurities. At the same time, the skin barrier and the natural protective function of the skin can be strengthened with high-quality cleansers. We offer the Treatment Cleanser (Basic Series) for sensitive, normal and combination skin and the Treatment Purifying Cleanser for oily skin types prone to acne.

Active ingredients: ceramides, bamboo extract, allantoin, witch hazel, vitamin E



PEELING

After basic cleansing, the skin is optimally prepared for the treatment with an enzyme peeling. This not only removes dead skin flakes, but also sets the course for rapid skin renewal after the procedure. We use encapsulated papaya enzymes and bromelain in our Enzymatic Treatment Peeling, as both active ingredients have proven to be particularly gentle.

Active ingredients: papaya extract, bromelain, mannitol, vitamin E



PROTECT

You can already protect your skin well after the treatment through your personal behavior. For external influences - such as UV radiation - you have our UV Protect Cream. SPF50+. It is a UV-protective, repairing, thin-bodied and very quickly absorbed sunscreen cream with a high sun protection factor of 80, based on proven UVB and UVA filters, as well as nourishing ingredients for skin stabilization.

Active ingredients: DNA repair enzymes, proteins, plankton extract



DAILY CARE

Get more out of your treatment. With day creams specially tailored to your treatment goal, you can optimally complement the treatment. We offer treatment day creams for anti-aging, cellulite, pigmentation spots, scars and oily skin. For this purpose, you use the cream as day care on all days between your treatments. The composition of active ingredients varies greatly in each field of application.

3.1 NEEDLE HEAD AND SPEED LEVELS

ATTENTION:





Only use original accessories from DERMIDA® for the matching device. The needle heads of the SMART CONTROL needling pen (green) do not fit the X-tra CONTROL (blue) and vice versa, as they have different closure techniques.

SPEED LEVELS :

The combinations listed here are only guidelines. The actual settings used may vary depending on the preference of the practitioner or the skin type.





Needle depth	Speed
0.2 mm - 0.5 mm	1 to 2
0.5 mm - 1.0 mm	2 to 3
1.0 mm - 1.5 mm	3 to 4
1.5 mm - 1.0 mm	4 to 5
2.0 mm - 2.5 mm	5 to 6

NEEDLE HEADS NEEDLINGPEN SMART CONTROL

 No. DA130058-2	Nano Painless delivery of active ingredients without downtime, lips, BB glow, general skin renewal, nano peels, microdermabrasion.
 No. DA130055-2	16s Scars, acne scars, stretch marks, cellulite, localized fat pads, deep wrinkles, melasma.
 No. DA130056-2	36s Wrinkles, Eye wrinkles, Pigmentation spots, Hyperpigmentation, Skin discoloration, Large pores, Whitening, Hair growth, Lips, BB Glow
 No. DA130057-2	42s Pigmentation spots, Hyperpigmentation, Large pores







From a needle length of one millimeter, use only the 16-gauge needle head.

NEEDLE HEADS NEDLINGPEN X - TRACONTROL.











 No. DA180031-2	Nano Painless delivery of active ingredients without downtime, lips, BB glow, general skin renewal, nano peels, microdermabrasion.
 No. DA141704	12s Scars, acne scars, stretch marks, cellulite, localized fat pads, deep wrinkles, melasma.
 No. DA180030-2	36s Wrinkles, Eye wrinkles, Pigmentation spots, Hyperpigmentation, Skin discoloration, Large pores, Whitening, Hair growth, Lips, BB Glow
 No. DA141874-2	42s Pigmentation spots, Hyperpigmentation, Large pores

From a needle length of one millimeter, use only the 12-gauge needle head.

PMU NEEDLE HEADS X-TRA CONTROL











 No. DA141875	1 needle eyeliner (eyelines), lip contours
 No. DA141876	3 needles Eyebrows, eyebrow contour, lip contour
 No. DA141877	5 needles Narrow areas, eyeliner, eyebrow - and lip pigmentation.
 No. DA141878	3 needles Eyebrows
 No. DA141879	5 needles Eyebrows
 No. DA141880	7 needles Eyebrows

3 . 2 FIELDS OF APPLICATION

Fields of application	Thin skin	Thick skin	Speed	Needle head	Serum
 Forehead wrinkles	0.25 mm - 0.5 mm	0.5 mm - 0.75 mm	1 - 3	36s	 Argireline + Peptide Booster*
 Frown line	0.25 mm - 0.5 mm	0.5 mm - 1.0 mm	1 - 3	36s or 12/16s	 Argireline + Peptide Booster*
 Eye area (crow's feet, eye wrinkles, bags under the eyes)	0,25 mm	0.25 mm - 0.5 mm	1	36s or Nano	 Eye Contour Reversal
 Nose and bridge of the nose	0,25 mm	0,5 mm	1 - 3	36s	 Hyaluron Booster
 Upper cheekbone	0,5 mm	0.5 mm - 1.0 mm	1 - 3	36s or 12/16s	 Intense Anti-Aging*











* If necessary, carry out initial treatment with the Hyaluron Booster for intensive hydration.

3.2 FIELDS OF APPLICATION









Fields of application	Thin skin	Thick skin	Speed	Needle head	Serum
 Mouth part (corner of the mouth, marionette and nasolabial folds).	0.5 mm - 1.0 mm	1.0 mm - 1.5 mm	2 - 4	12/16s	 Argireline + Peptide Booster*
 Hyperpigmentation and age spots	0.5 mm - 0.75 mm	0.75 mm - 1.0 mm	2 - 3	36s	 Skin Tone Imperfection Control
 Scars and acne scars	1.0 mm - 1.25 mm	1.5 mm - 2.0 mm	3 - 5	12s/16s	 Stretch & Scar Reversal
 Large pores	0,5 mm	0,5 mm	2	36s	 Retinol + Vitamin C Booster
 Strong wrinkles (total)	0.75 mm - 1.0 mm	1.0 mm	3 - 4	36s or 12/16s	 Intense Anti-Aging*

* If necessary, perform initial treatment with the Hyaluron Booster for intensive hydration.

3 . 2 FIELDS OF APPLICATION

Fields of application	Thin skin	Thick skin	Speed	Needle head	Serum
 Stretch marks and stretch marks	1,5 mm	1,5 mm	4 - 5	12/16s	 Stretch & Scar Reversal
 Scars	0.75 mm - 1.5 mm	0.75 mm - 1.5 mm	3 - 5	12/16s	 Stretch & Scar Reversal
 Pigment spots	0.5 mm - 0.75 mm	0.75 mm - 1.0 mm	2 - 3	12/16s	 Skin Tone Imperfection Control
 Cellulite	1.0 mm - 1.5 mm	1.0 mm - 1.5 mm	3 - 5	12/16s	 Cellulite Reversal
 Local fat pads	1.0 mm - 1.5 mm	1.0 mm - 1.5 mm	3 - 5	12/16s	 Lipolysis Booster

3 . 2 FIELDS OF APPLICATION

Fields of application	Thin skin	Thick skin	Speed	Needle head	Serum
 <p>Hair growth</p>	0.25 mm - 0.5 mm	0.25 mm - 0.75 mm	1 - 3	36s	 <p>Hair Growth Booster</p>
 <p>Lips</p>	0.25 mm - 0.5 mm	0.25 mm - 0.5 mm	1 - 2	36s or Nano	 <p>Lip Booster</p>
 <p>Oily skin</p>	0.25 mm - 1.0 mm	0.25 mm - 1.0 mm	1 - 3	36s or 12s/16s	 <p>Acne & Oily Skin Reversal</p>
 <p>BB Glow</p>	0.25 mm - 0.4 mm	0.25 mm - 0.4 mm	1 - 2	36s or Nano	 <p>DM.Cell Brightening Foundation*</p>

* Please note our separate BB Glow instructions.

3.3 PRODUCT SELECTION FACIAL TREATMENT

SKIN RENEWAL AND WRINKLE PREVENTION



**CLEANSING
Treatment
Cleanser**

No. PRP161206



**PEELING
Enzymatic
Treatment peeling**

No. PRP143732



**SERUM
EGF Cell Booster**

No. PRP155601-1



**NEEDLING
Needlingpen
0,25 mm**

No. PRP141703



**HYDRATION
Hydration Face Mask**

No. PRP143722-1



**REPAIR
Post Treatment
Repair Balm**

No. PRP141852



**PROTECT
UV Protect
Cream SPF 50+**

No. PRP113200



**DAILY CARE
Daily Treatment Care
Basic Series**

No. PRP143727

LIGHT TO MEDIUM WRINKLES



**CLEANSING
Treatment
Cleanser**

No. PRP161206



**PEELING
Enzymatic
Treatment peeling**

No. PRP143732



**SERUM
Hyaluron Booster**

No. PRP180051-3



**NEEDLING
Needlingpen
0,5 mm**

No. PRP141703



**HYDRATION
Hydration Face Mask**

No. PRP143722-1



**REPAIR
Post Treatment
Repair Balm**

No. PRP141852



**PROTECT
UV Protect
Cream SPF 50+**

No. PRP113200



**DAILY CARE
Daily Treatment Care
Basic Series**

No. PRP143727

DEEP FOLDS



**CLEANSING
Treatment
Cleanser**

No. PRP161206



**PEELING
Enzymatic
Treatment peeling**

No. PRP143732



**SERUM
Intense Anti-Aging***

No. PRP155613-1



**NEEDLING
Needlingpen
0.75 mm - 1.0 mm**

No. PRP141703



**HYDRATION
Hydration Face Mask**

No. PRP143722-1



**REPAIR
Post Treatment
Repair Balm**

No. PRP141852



**PROTECT
UV Protect
Cream SPF 50+**

No. PRP113200

























**DAILY CARE
Daily Treatment Care
Basic Series**

No. PRP143727

* If necessary, carry out initial treatment with the Hyaluron Booster for intensive hydration.

3.3 PRODUCT SELECTION FACIAL TREATMENT

STIRNFOLD							
							
CLEANSING Treatment Cleanser	PEELING Enzymatic Treatment peeling	SERUM Argireline + Peptides Booster*	NEEDLING Needlingpen 0,75 mm	HYDRATION Hydration Face Mask	REPAIR Post Treatment Repair Balm	PROTECT UV Protect Cream SPF 50+	DAILY CARE Daily Treatment Care Basic Series
No. DA161206	No. DA143732	No. DA155614-1	No. DA141703	No. DA143722-1	No. DA141852	No. DA113200	No. DA143727
PERIORAL WRINKLES (CORNER OF THE MOUTH, MARIONETTE AND NASOLABIAL FOLDS)							
	No peeling advisable.						
CLEANSING Treatment Cleanser		SERUM Argireline + Peptide Booster*	NEEDLING Needlingpen 1.0 mm	HYDRATION Hydration Face Mask	REPAIR Post Treatment Repair Balm	PROTECT UV Protect Cream SPF 50+	DAILY CARE Daily Treatment Care Basic Series
No. PRP161206		No. PRP155614-1	No. PRP141703	No. PRP143722-1	No. PRP141852	No. PRP113200	No. PRP143727
PERIORBITAL WRINKLES (EYE WRINKLES, CROW'S FEET AND TEAR SACS)							
	No peeling advisable.						
CLEANSING Treatment Cleanser		SERUM Eye Contour Reversal	NEEDLING Needlingpen 0.25 mm	HYDRATION Hydration Face Mask	REPAIR Post Treatment Repair Balm	PROTECT UV Protect Cream SPF 50+	DAILY CARE Daily Treatment Care Basic Series
No. PRP161206		No. PRP155607-1	No. PRP141703	No. PRP143722-1	No. PRP141852	No. PRP113200	No. PRP143727

* If necessary, perform initial treatment with the Hyaluron Booster for intensive hydration.

3.3 PRODUCT SELECTION FACIAL TREATMENT

LARGE PORTS



CLEANSING
Treatment
Cleanser

No. DA161206



PEELING
Enzymatic
Treatment peeling

No. DA143732



SERUM
Retinol + Vitamin C
Booster

No. DA155608-1



NEEDLING
Needlingpen
0,5 mm

No. DA141703



HYDRATION
Hydration Face Mask

No. DA143722-1



REPAIR
Post Treatment
Repair Balm

No. DA141852



PROTECT
UV Protect
Cream SPF 50+

No. DA113200



DAILY CARE
Daily Treatment Care
Basic Series

No. DA143727

SCARS AND ACNE SCARS



CLEANSING
Treatment
Cleanser

No. DA161206



PEELING
Enzymatic
Treatment peeling

No. DA143732



SERUM
Stretch & Scar
Reversal

No. DA155605-1



NEEDLING
Needlingpen
1.0 mm

No. DA141703



HYDRATION
Hydration Face Mask

No. DA143722-1



REPAIR
Post Treatment
Repair Balm

No. DA141852



PROTECT
UV Protect
Cream SPF 50+

No. DA113200



DAILY CARE
Daily Treatment Care
Stretch & Scar Series

No. DA143731

PIGMENT SPOTS AND AGE SPOTS



CLEANSING
Treatment
Cleanser

No. DA161206



PEELING
Enzymatic
Treatment peeling

No. DA143732



SERUM
Skin Tone
Imperfection Control

No. DA155606-1



NEEDLING
Needlingpen
1.0 mm

No. DA141703



HYDRATION
Hydration Face Mask

No. DA143722-1



REPAIR
Post Treatment
Repair Balm

No. DA141852



PROTECT
UV Protect
Cream SPF 50+

No. DA113200



DAILY CARE
Daily Treatment Care
Skin Tone Series

No. DA143730

3 . 4 PRODUCT SELECTION BODY TREATMENT

SCARS, STRETCH MARKS AND PREGNANCY MARKS




CLEANSING
Treatment
Cleanser

No. PRP161206



PEELING
Enzymatic
Treatment peeling

No. PRP143732



SERUM
Stretch & Scar
Reversal

No. PRP155605-1



NEEDLING
Needlingpen
1.0 mm

No. PRP141703



HYDRATION
Hydration Body
Mask

No. PRP143723-1



REPAIR
Post Treatment
Repair Balm

No. PRP141852



PROTECT
UV Protect
Cream SPF 50+

No. PRP113200



DAILY CARE
Daily Treatment Care
Stretch & Scar Series

No. PRP143731

BODY FOLDING



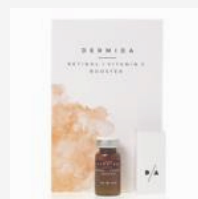
CLEANSING
Treatment
Cleanser

No. PRP161206



PEELING
Enzymatic
Treatment peeling

No. PRP143732



SERUM
Retinol + Vitamin C
Booster*

No. PRP155608-1



NEEDLING
Needlingpen
1.0 mm

No. PRP141703



HYDRATION
Hydration Body
Mask

No. PRP143723-1



REPAIR
Post Treatment
Repair Balm

No. PRP141852



PROTECT
UV Protect
Cream SPF 50+

No. PRP113200



DAILY CARE
Daily Treatment Care
Basic Series

No. PRP143727

CELLULITE AND TISSUE WEAKNESS



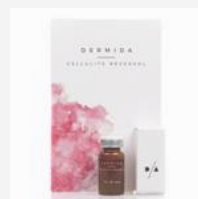
CLEANSING
Treatment
Cleanser

No. PRP161206



PEELING
Enzymatic
Treatment peeling

No. PRP143732



SERUM
Cellulite Reversal

No. PRP155610-1



NEEDLING
Needlingpen
1,5 mm

No. PRP141703



HYDRATION
Hydration Body
Mask

No. PRP143723-1



REPAIR
Post Treatment
Repair Balm

No. PRP141852



PROTECT
UV Protect
Cream SPF 50+

No. PRP113200



DAILY CARE
Daily Treatment Care
Cellulite Series









No. PRP143728

3 . 4 PRODUCT SELECTION BODY TREATMENT

PIGMENT SPOTS AND AGE SPOTS

							
CLEANSING Treatment Cleanser	PEELING Enzymatic Treatment peeling	SERUM Skin Tone Imperfection Control	NEEDLING Needlingpen 0,5 mm	HYDRATION Hydration Body Mask	REPAIR Post Treatment Repair Balm	PROTECT UV Protect Cream SPF 50+	DAILY CARE Daily Treatment Care Skin Tone Series
No. PRP161206	No. PRP143732	No. PRP155606-1	No. PRP141703	No. PRP143723-1	No. PRP141852	No. PRP113200	No. PRP143730

LOCAL FAT PADS

							
CLEANSING Treatment Cleanser	PEELING Enzymatic Treatment peeling	SERUM Lipolysis Booster	NEEDLING Needlingpen 1.0 mm	HYDRATION Hydration Body Mask	REPAIR Post Treatment Repair Balm	PROTECT UV Protect Cream SPF 50+	DAILY CARE Daily Treatment Care Cellulite Series
No. PRP161206	No. PRP143732	No. PRP155612-1	No. PRP141703	No. PRP143723-1	No. PRP141852	No. PRP113200	No. PRP143728

TIGHTNESS






							
CLEANSING Treatment Cleanser	PEELING Enzymatic Treatment peeling	SERUM Hyaluron Booster	NEEDLING Needlingpen 1.0 mm	HYDRATION Hydration Body Mask	REPAIR Post Treatment Repair Balm	PROTECT UV Protect Cream SPF 50+	DAILY CARE Daily Treatment Care Cellulite Series
No. PRP161206	No. PRP143732	No. PRP180051-3	No. PRP141703	No. PRP143723-1	No. PRP141852	No. PRP113200	No. PRP143728

3 . 5 PRODUCT SELECTION SPECIAL APPLICATION AREAS

ACNE & OILY SKIN

							
CLEANSING Treatment Purifying Cleanser	PEELING Enzymatic Treatment Peeling	SERUM Acne & Oily Skin Reversal	NEEDLING Needlingpen 0.25 mm - 1.0 mm	HYDRATION Hydration Face Mask	REPAIR Post Treatment Repair Balm	PROTECT UV Protect Cream SPF 50+	DAILY CARE Daily Treatment Care Oily Skin Series
No. PRP143725	No. PRP143732	No. PRP155609-1	No. PRP141703	No. PRP143722-1	No. PRP141852	No. PRP113200	No. PRP143729

HAIR GROWTH

				
CLEANSING Kami scalp shampoo	PEELING Kami scalp scrub	SERUM Hair Growth Booster	NEEDLING Needlingpen 0.25 mm - 0.5 mm	DAILY CARE Daily Treatment Care Basic Series
No. PRP180061	No. PRP180060	No. PRP155611-1	No. PRP141703	No. PRP143727

Our Tip.

Use Hair Growth Booster Serum after cleansing and disinfection of the scalp. We recommend a combination treatment with 0.25 mm and 0.5 mm.

For example:

Monday = 0.25 mm, Wednesday = 0.25 mm, Friday = 0.5 mm.

LIPS

		
SERUM Lip Booster	NEEDLING Needlingpen 0.25 mm - 0.5 mm or nano	DAILY CARE Lip Care Performance Balm
No. PRP155615-1	No. PRP141703	No. PRP135129

USEFUL ACCESSORIES

USEFUL ACCESSORIES	A R T . - N R .
Treatment Skin Repair Tea	PRP141722-1
Cloth mask (for individual serums)	PRP141711
Alcoderm skin disinfectant	PRP141511
Fine dosage syringes (collection of sterile sera)	PRP180075
Mask brush (for enzyme peeling)	PRP141891
Acrylic stand for 24 sterile sera	PRP142087
Cosmetic refrigerator	PRP142085

3. 6 INSTRUCTIONS: STEP BY STEP



PREPARATION AND DISINFECTION

Before treatment, make sure that you have the desired needle attachment and all required products ready. Keep the workplace hygienically clean and provide adequate lighting. Before using the pen, thoroughly clean the skin area you want to treat and disinfect it with Alcoderm®. In addition, the needle head must be disinfected with Instrusol® to ensure a sterile treatment environment. To do this, mix 1 ml Instrusol with 25 ml water and immerse the needle head in it for 5 minutes. Then allow to dry completely.



1. CLEANSING.

While the needle head is disinfecting in the jar, remove make-up and cleanse the areas to be treated with plenty of water and the mild Treatment Cleanser. Take a small amount of cleanser and mix it with a little lukewarm water. Now a gentle and intensive care foam is created. Spread this foam over the area of the body. Massage it in gently and then rinse it off thoroughly.



2. ENZYM-PEELING.

The next step is to remove dead skin cells from your skin. To do this, apply the Enzymatic Treatment Peeling undiluted to the skin with a mask brush. Make sure to avoid the mouth and eye area. Leave on for about 5-10 minutes. Then remove with plenty of water and a sponge without leaving any residue. Gently pat dry and spray the skin areas undiluted with Alcoderm® skin disinfectant (exposure time 30 seconds).

Note: From a needle length of 0.75 mm, it may be advisable to apply an anesthetic cream (e.g. Emla cream) afterwards. For this purpose, observe the exposure times of the manufacturer



3. SERUM.

In general, you have two possibilities to combine the microneedling application with an active substance therapy (serum). Either you apply a sterile serum directly with the needling pen or you use an aftercare serum after the treatment. We recommend using a sterile ampoule of active ingredients due to its pharmaceutical purity and higher effectiveness. You remove the serum with the enclosed hostility syringe. To do this, carefully remove the white cap from the ampoule. Pierce the gray septum with the collection syringe and open the syringe. The needle can then be easily removed to distribute the serum safely on the skin. The serum is highly effective and contains 10 ml. You only need for a treatment on the face 2 to 3 ml, more on the body depending on the size of the treatment area.



4. NEEDLING PEN.

Decide whether you want to perform the treatment in mains operation or wirelessly. Attach the desired needle attachment to the device and make sure that it is firmly seated and does not show any damage. Start the needling pen by pressing the ON/OFF button. The desired needle length can only be set when the device is switched on. Now tighten the skin area you want to treat with two fingers. Let the pen glide over the skin in the desired pattern. Make sure to needle each skin area between 5 to 8 times.

Important note: Under no circumstances should a needling pen be turned upside down during treatment (needle head pointing upwards). This could cause liquid in the needle head to run into the engine compartment and cause irreparable damage (liquid backflow).



5. HYDRATION.

After the treatment, your skin channels are open for about 15 minutes and are particularly receptive to highly effective masks. Remove the DERMIDA® Hydration Mask from its packaging. Remove the two protective foils - if present - and place the mask on the treated part of the body. Now relax for 10 to 15 minutes and let the mask do its work. Then remove the mask and gently massage in the excess serum.



6. REPAIR.

Microneedling stresses your skin. Sensitive and delicate skin types now use the DERMIDA® Post Treatment Repair Balm. This is an intensively moisturizing and anti-irritant care balm for immediate use after needling. The Repair Balm is hygienically packed in individual sachets. Tear open the sachet and spread the balm on the skin with circular movements. Let it absorb completely.



7. PROTECT.

Microneedling is perfect at any time of the year. If the treated body part is exposed to sunlight, a special UV protection with a high sun protection factor is necessary. For this purpose, take the thin-bodied and very quickly absorbed sun protection cream DERMIDA® UV Protect Cream SPF 50+ and spread it on the treated body part.



8. DAILY CARE.

Avoid touching your skin with your hand within the next two hours. Avoid heavy sweating, steam baths and direct sunlight on the day of treatment. Do not apply make-up. Sleep is the best rest for your skin now. If necessary, change your pillowcase before the treatment. In the following days between treatments you can further improve your treatment results with the special DERMIDA® day care creams.

PRPMED.DE

Kurstraße 7
63667 Bad-Salzhausen
Germany

<https://www.prpmed.de>

E-mail kontakt@prpmed.de

Phone +49 6043 9862 817

prpmed
